

EFTCC at DCPA 8/7/2016

WFTF PCP Class

Name	Score	%	Rating	Gun	Optics	Pellet	Grains	Velocity	FTLbs	75YD
Eroh, John	34	68%	38	AA S500	Accushot 8-32	AA FT	8.4	780	11.4	
Holland, Tom	30	60%	29	Marauder	Sighttron SIII	AA FT	8.4	785	11.5	

WFTF Piston Class

Name	Score	%	Rating	Gun	Optics	Pellet	Grains	Velocity	FTLbs	75YD
Thomas, Nathan	44	88%	41	Walther LGU	Sightron 10-50	AA FT	8.4	780	11.4	1X
Medina, Hector	36	72%	39	CCA WFTF D54	Sightron SIII	JSB 8.4gr	8.4	760	10.8	
Wolkiewicz, John	25	50%	27	CCA WFTF D54	Sightron SIII	JSB 8.4gr	8.4	796	11.8	
Apelles, Ray - All Disciplines	32	64%	43	Diana 54 BullPup	March FX 5-40	AA FT	8.4	778	11.3	2X kneeling

Open PCP Class

Name	Score	%	Rating	Gun	Optics	Pellet	Grains	Velocity	FTLbs	75YD
VanLiew, Brian	41	82%	41	FX-400FT	Nikko Diamond 10-50	AA FT	10.3	865	17.1	2X
Norris, Mike	35	70%	39	TM1000	Hawke 8-32	AA FT	10.3	877	17.6	2X
Johnson, Carl	26	52%	27	AA FTP900	Schmidt & Bender 50x	JSB 8.4gr	8.4	769	11.0	1X
Apelles, Hans	25	50%	27	Crosman 1720R	Leupold Comp 35	AA FT	8.4	750	10.5	1X

Open Piston Class

Name	Score	%	Rating	Gun	Optics	Pellet	Grains	Velocity	FTLbs	75YD
Deuel, Art	32	64%	38	Walther LGU	Sightron 10-50	CPL	7.9	790	11.0	
Bishop, Paul	20	40%	17	HW98	Sightron 10-50	H&N FTT	8.4	785	11.5	

Hunter PCP Class

Name	Score	%	Rating	Gun	Optics	Pellet	Grains	Velocity	FTLbs	75YD
Thomas, Glenn	41	82%	41	Marauder	Hawke 6.5-20x42	JSB	10.34	920	19.4	1X

Hunter Piston Class

Name	Score	%	Rating	Gun	Optics	Pellet	Grains	Velocity	FTLbs	75YD
Manktelow, Paul	29	58%	29	TX200	Hawke 4-12	JSB	10.34			
Brewer, Eric	24	48%	22	TX200	Sightron 8-50	JSB	8.4	780	11.4	1X
Wade, Thomas	21	42%	18	HW97K	Hawke 6-24	AA FT	8.4	761	10.8	

Pistol Class

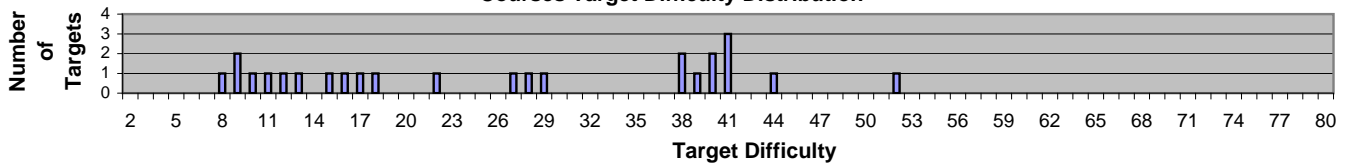
Name	Score	%	Rating	Gun	Optics	Pellet	Grains	Velocity	FTLbs	75YD
Thomas, Glenn won Shootoff	21	42%	18	Crosman 1720T	UTG 3-12x44	AA FT	8.4	780	11.4	
Brewer, Eric	21	42%	18	Crosman 1720T	Aeon 8-32	JSB	8.4	770	11.1	

Match Stats

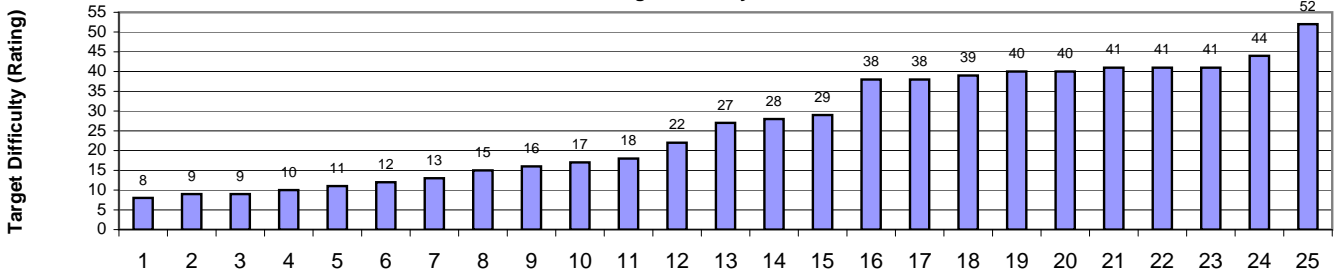
Average Yards	31	Average Difficulty	26	Standing Kneeling Average Diff	36
Median Yards	33	Median Difficulty	27	Standing Kneeling Median Diff	34
Minimum Yards	10	Min Difficulty	8	Standing Kneeling Min Diff	10
Maximum Yards	55	Max Difficulty	52	Standing Kneeling Max Diff	66
Stand Dev Yards	21	Standard Dev Diff	17	Standing Kneeling Stand Dev Diff	25

Weather: Not enough wind to use as a difficulty multiplier but enough to cause small movements. A beautiful hot day

Courses Target Difficulty Distribution




Course Sorted Target Difficulty Distribution



Rating = Shooter's score/shots per target. Then round up and find your rating on the chart

Yardage Distribution



Standing & Kneeling Whole Match Target Difficulty Distribution

